

Sanitary partition wall type SVFG40

Cubicle system made of 40 mm made of chipboard

schäfer[®]
Trennwandsysteme



Stylish and elegant partitioning.



BEFORE WE
EXPECT TRUST FROM
OUR CUSTOMERS,
WE PROVIDE EVIDENCE
that's us!

ENVIRONMENT & SUSTAINABILITY *that's us!*

Sustainable management and careful use of resources are a matter of course for us and part of our corporate philosophy. This basic idea is consistently integrated and lived in our work processes. We are proud to be the first certified manufacturer of partition systems and lockers in Germany to operate according to the FSC™ and PEFC guidelines.

PEFC - registered

We pay attention to a sustainable supply chain in which our products are procured under ecological, economic and socially just aspects.

FSC™ - certified

As the first certified manufacturer in the area of partition systems and lockers in Germany, we make an active contribution to the protection of our earth with this future-oriented procurement method. We supply almost our entire range from sustainable wood in accordance with the specifications of the FSC™.



On request
the products are
available with
FSC™ certification

TÜV NORD GS TESTED SAFETY *that's us!*

Tested and certified by TÜV NORD these products meet the requirements of the Product Safety Act ProdSG § 21
Registration No. 44 329 14148809.



MADE IN GERMANY *that's us!*

Our products are manufactured for you at the company site in Horhausen, Rhineland-Palatinate. This is the only way we can guarantee the high quality standards we set for our products.



PREQUALIFIED *that's us!*

We are registered in the list of prequalified construction companies with the number 010.049740, proving that we are qualified for the products and services we offer.



INNOVATIVE & DESIGN-ORIENTED *that's us!*

With our design-oriented and innovative products, we convince not only our customers, but also national and international committees.



red dot winner 2021





Elegant.
Extraordinary.
Durable.

The Schäfer toilet partition wall SVFG40 leaves nothing to be desired in the dry room area. It convinces with its particularly high-quality workmanship. The design-oriented appearance makes a statement in every toilet room. No wonder, because the real wood edge makes this system a special eye-catcher in the sanitary area.



Interesting facts about SVFG40

WC partition walls made of 40 mm chipboard panels with 0.9 mm HPL surface

- Completely flush front
- Easy to clean and maintain construction
- Edges made of varnished real wood
- Suitable for drying rooms
- Large variety of decors and colors
- Motif prints optionally possible
- Motifs are already inserted during the production process of the plates
- This creates an extremely scratch-resistant and robust surface
- System will be produced acc. to the building site dimension

Privacy screens

- Wall-hanging privacy screens
- Made of 30 mm thick solid chipboard
- ABS strips in the same color as the plate color
- Installed with durable aluminium holders
- Wall-mounted structures without bottom support feet are particularly hygienic, since floor cleaning can then be faster and more efficient
- Easy to clean and maintain construction
- Wide range of colors available
- Motif prints are optionally available
- Privacy screens will be produced acc. to the building site dimension



Features type SVFG40

Supports:




- Stainless steel supports, height-adjustable



- Aluminium supports, height-adjustable, price neutral

Hinges:




- Stainless steel hinges with special running surfaces made of high-performance polymer
- Long service life and maintenance-free operation guaranteed for years



- Rebated real wood edge with a high-quality DD-vanish
- Real wood edge made of beech as standard
- Other types of real wood edges, coloured or stained edges available on request



- Stainless steel rising hinge
- Doors with self-closing hinges are optional available



- Optional hinges located in the rebate to ensure that the front has as completely flush surface
- Optional with completely internal door closer for a self-closing function of the door



- Aluminium hinge
- Running surface made of high-performance polymer
- Optionally with or without self-closing function
- Optionally available

Variations of accessories type SVFG40

Hardware:



Aluminium
door handle
Schäfer AL7050



Stainless steel
door handle
Schäfer ES6050



Nylon
door handle*
Schäfer N8051



Aluminium
one hand door knob
INSAFE




Aluminium
push handle SLIDESAFE

[To the handrail configuration online tool >](#)


[To the push handle SLIDESAFE >](#)

[To the one hand door knob INSAFE >](#)


[To the sanitary accessories >](#)




Aluminium handrail
55 x 500 mm
Schäfer ALGS1




Aluminium handrail
with LED strip
55 x 500 mm
Schäfer ALGS1 LED




Aluminium handrail
55 x 1.150 mm
Schäfer ALGS2



Aluminium handrail
with LED strip
55 x 1.150 mm
Schäfer ALGS2 LED



Aluminium handrail,
adapted to the door
length, always until the
top edge of the door
Schäfer ALGSV



Aluminium handrail with
LED strip, adapted to the
door length, always until
the top edge of the door
Schäfer ALGSV LED

Buffer and hooks:



Aluminium buffer
Schäfer AL7015



Stainless steel buffer
Schäfer ES6015



Nylon buffer*
Schäfer N8015



Aluminium hook
Schäfer AL7011



Stainless steel hook
Schäfer ES6011



Nylon hook*
Schäfer N8010

* All nylon finishes are available in
RAL 9010 and RAL 7038

Accessories for type SVFG40 BLACKLINE

Fittings from the BLACKLINE design series can be selected as an option for type SVFG40.



BLACKLINE
aluminium one-hand door knob INSAFE
with clearly visible free-occupied indicator



BLACKLINE
stainless steel door handle
with free-occupied locking device and emergency
opening slot on the outside of the cubicle



BLACKLINE
aluminium door buffer,
invisible fixation
Schäfer AL7015S



BLACKLINE
aluminium hook
Schäfer AL7011S




BLACKLINE
aluminium hinge
with self-closing function



BLACKLINE

Colours type SVFG40

Panels:



3001
Weiß




3004
Anthrazit



3009
Schwarz

ABS-strips



3001
Weiß




3004
Anthrazit



3009
Schwarz

Profiles:

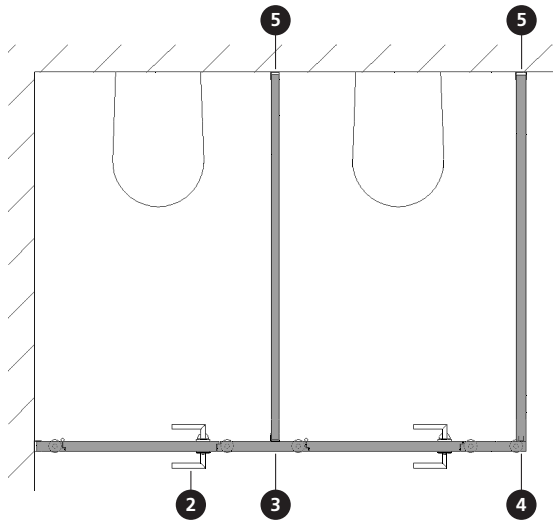


E6/EV1
Eloxiert

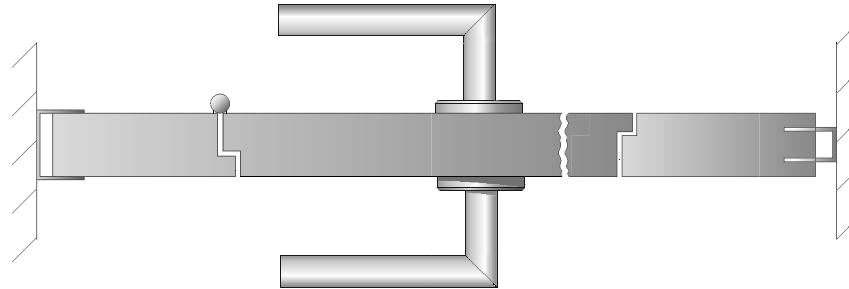
Special colours for panels, ABS-strips and profiles in all RAL colours and special accessories on request. Ask us!

There may be a difference between printed colours and real colours.

Technical design of cubicle system type SVFG40



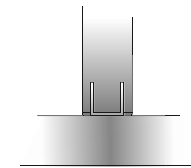
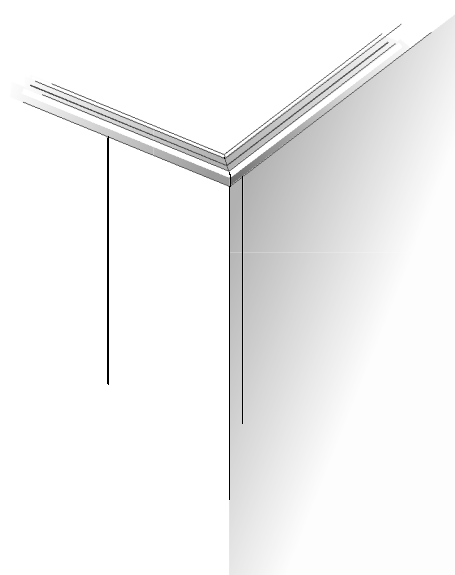
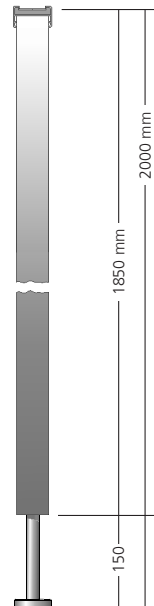
- 2 Cubicle front section with door handle.
Optional wall connection with U-profile as a shadow gap



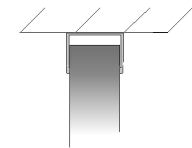
- 3 Front partition wall connection

- Front height section

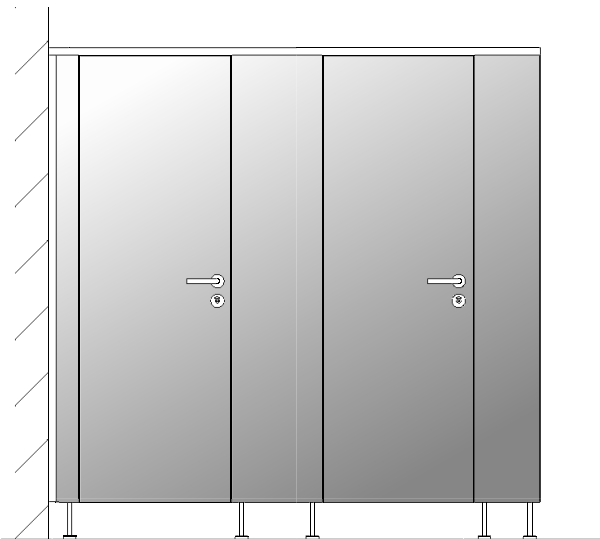
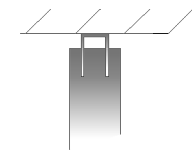
- 4 Corner connection



- 5 Wall connection with encompassing U-profile



- 5 Optional, wall connection with U-profile as a shadow gap



We reserve the right to make technical alterations.

